

#whsterilization



video.wh.com

Now at
your dealer
or wh.com



Incredible inside & outside

Lisa sterilizers
Beyond expectations

lisa

Incredible inside

The Lisa sterilizers from inside: isn't it wonderful? So many elements, so much incredible technology and so many parts, completely integrated, in the right place and ready to serve and fulfil the daily requirements of a high end B type sterilizer! Clearly this X-ray shows that everything works fine. However, we are very sure you will find something special in it. Call it new safety. New ergonomics. Revolutionary evolution.

Or let us make a suggestion: Call it Lisa, which equals full peace of mind in terms of infection prevention.

EliSense Incredible usability

Cycle status information, temperature information and all information to optimize both workflow and output at a glance.



Eco Dry + Incredible performance

Eco Dry + technology adapts the drying time to the mass of the load. This reduces the cycle time, increases the life span of your instruments and optimizes the energy consumption.

EliTrace Incredible traceability

With EliTrace you will not only know exactly which cycles have been carried out at what time and date, but also which instruments were sterilized within this cycle.

Incredible outside

The Lisa sterilizers from outside: smooth surfaces, a fresh, ergonomic design – and an incredibly crystal clear colour display. Just a display – you might think. Well, in fact, you don't have to think anymore. Because the menu structure and the artificial intelligence behind it turns high end B type sterilizing into one of the most simple, comfortable and safest systems in the world. For full infection control within your daily work.



X-ray image by Nick Veasey for W&H.
Find out more about the incredible X-ray-work by artist Nick Veasey at nickveasey.com

Incredible useability thanks to EliSense

Status Sense, Temperature Sense, Smart Sense: three incredible features, combined into EliSense for optimum workflow and output.

EliSense Smart Sense tells you

- › When to replace Multidem.
- › How to optimize drying.
- › When it is possible to perform the vacuum test based on the temperature of the chamber.
- › When the next tests depending on local legal requirements are needed.



EliSense Status Sense

All the information you need at a glance:



Cycle in progress
The green lights flash.



Cycle finished
The green lights are static.



Cycle Stop
Occurs every time you manually stop during the cycle. The red lights flash.



Cycle Stop finished
The cycle error or manual stop has finished. The lights are static.



Chamber temperature cold
The load can be handled.
The blue lights are static.



EliSense Temperature Sense

Safer work. EliSense doesn't only care for the well-being of the sterilizing process but also of yours: by warning you if you have already opened the door, but the load is still too hot to be touched without gloves or a tray holder.



Incredible usability thanks to interface

The Lisa crystal clear colour touchscreen not only offers EliSense. It offers the entry to an intelligent menu structure with a wide range of options to make your daily work easier, faster, and more efficient.

Simple cycle selection

As soon as the Lisa is switched on, the home screen immediately displays the cycle selection.

Risk-free cycle selection

The custom cycle selection feature allows you to select which cycles are displayed on the home screen.

User guidance

Instruction is available with the help button in order to assist you during navigation.

Guided maintenance

A set of 3-D animations shows you the main maintenance operations step by step. Makes operation easy and straightforward.



Easy to use

The Lisa touch screen with intuitive menus offers a wide range of options to meet all your needs.

Intuitive navigation

Four logical groups of activities are displayed for swift and efficient navigation.



Incredible usability thanks to ergonomics

The revised design is setting optimized hygiene and ergonomic standards in modern dentistry.



Easy filling

A high capacity integrated funnel prevents water splashes during the water filling process.

Simple cleaning

Thanks to a smooth surface design with minimized gaps.

High convenience

An automatic water filling valve allows you to connect a demineralization system. Manual filling and draining are no longer required.

Fits everywhere


With the modular front feet, Lisa can be installed on the narrowest benches.

Practical design

Lisa can be built into a cabinet thanks to the optimized internal air circulation.

Effortless tank access

The tank cover can be easily removed without tools to clean the tanks.



Incredible traceability thanks to EliTrace

Lisa sterilizers have always offered comprehensive traceability systems. With the Lisa sterilizers we also offer a high level of traceability: EliTrace. So in the future, you will not only know exactly which cycles have been carried out at what time and date, but also which instruments were sterilized within this cycle.




So as well as meeting possible upcoming legal requirements, this also gives you the opportunity to demonstrate to your patients the high hygiene standards of your practice. Besides this, there are some things which are too good to be changed: like the automatic documented sterilization protocol or the W&H Steri App, for Real Time Remote Monitoring.

High capacity

The high capacity USB drive automatically records the cycle reports for the entire life of Lisa.



Full traceability without extra software or computers: with **EliTrace**.



Step 1_Collecting data

The first step for full traceability is creating a database of all instruments and kits. This can be done directly by touching the screen – via the W&H Steri App or PC.

All types of instruments and kits are pre-installed. But there is also the possibility to create individual ones.



Step 2_Load identification

There are three ways for load identification.

The first way: you print one label per instrument or kit, storing them in a folder so as to have them ready at any time. During loading, you scan and then print the final label to be added to the pouch.

The second way: you preprint a certain amount of related barcode labels and put them into an organizer. When it comes to sterilizing, you simply attach the related barcode label to the pouch and scan it. Now the EliTrace system knows which instruments or kits are in the pouch.

The third way: directs you to the display, where you choose the related product or kit. Then the related barcode label is printed automatically.



Step 3_Retrieval

After storing the sterilized instruments in their pouches, a simple scan of the barcode labels when at the dentist's chair shows you and your patient when the instruments or kits have been successfully sterilized.



lisa

Incredible traceability thanks to extended documentation

Lisa offers the possibility to trace back to the single instrument without any paper handling, dedicated computer or software. Find out why:



Customized to your needs

Lisa's traceability menu offers a wide range of options to customize your own traceability system to your exact needs.

User identification

Allows you to digitally record the user who loaded and unloaded the sterilizer. Users are identified by a 6-digit PIN.

High capacity data logger

The high capacity USB drive automatically records the cycle reports for the entire life of Lisa.

Load release confirmation

This option digitally records the end user name and their confirmation of the successful sterilization and/or test cycle.

Easy and practical

Lisa enables you to select the number of labels to be printed by EliSafe either automatically or manually.

Convenient and economical

The Ethernet connection allows 4 Lisa sterilizers to share one EliSafe label printer.



EliTrace Database via Mobile App

Create the database for EliTrace via the W&H Steri App.

Real Time Remote Monitoring

Monitor up to 4 sterilizers with your smartphone or tablet in real time from any place within your practice.

Additional backup

The cycle report is also saved in your smartphone or tablet. This guarantees you an extra backup and enables you to check any cycle report at any time.

Barcode scanner onboard

W&H Steri App is able to retrieve cycle reports from a barcode label printed by EliSafe. The barcode can be read with the smartphone camera.

User management

You are able to create and delete users and link pictures to them. The user list will be automatically updated on the sterilizer.

The W&H Steri App offers full optimization of traceability in your practice. This means greater security of the link between the sterilization cycle and the patient file.

W&H Steri App
Lisa sterilizers on your mobile phone

Incredible performance thanks to Eco Dry +

The advanced patented Eco Dry + technology adapts the drying time to the mass of the load. This reduces the cycle time, increases the life span of your instruments and optimizes the energy consumption.

10 seconds maintenance

The Assistina Twin reduces the maintenance process to a record time of 10 seconds.

Reprocessing in less than 15 minutes!



Wipe disinfection in 1 minute

Disinfect your instruments before cleaning and servicing by wiping them.

10''

Sterilization in 13 minutes

With the Lisa fast cycle, the instruments can be removed from the sterilizer ready for use after only 13 minutes.



Time saving

Type B cycles process and perfectly dry 2 KG OF LOAD IN LESS THAN 30 MINUTES.

Extends service life

Automatic adjustment of the drying time depending on the load reduces the heat exposure time. This extends the service life of your instruments.

Energy saving

The optimization of the drying time means reduced energy consumption. Making Lisa the "green solution".



Technical data



Sterilization cycle:	B-Universal 134	B-Prion 134	B-Universal 121	Fast cycle		
Temperature:	134°C	134°C	121°C	134°C		
Holding time (minutes):	4'	18' 30"	20' 30"	3' 30"		
Total cycle duration (minutes) including complete drying:	eco dry+ Typical load	eco dry+ Typical load	eco dry+	eco dry+		
	Lisa 17 Automatic from 21' to 41'	28'	Lisa 17 Automatic from 36' to 57'	43'	40' to 67'	13' to 20'
	Lisa 22 Automatic from 21' to 45'	28'	Lisa 22 Automatic from 36' to 61'	43'	40' to 72'	13' to 21'
Lisa 17 loads:	max. 4.5 kg/typical 2 kg/max. porous 1.5 kg			max. unwrapped 2 kg		
Lisa 22 loads:	max. 6 kg/typical 2 kg/max. porous 2 kg			max. unwrapped 2 kg		
Lisa 17/22 containers load:	max. 9 kg					
Test cycles:	Helix/Bowie and Dick/Vacuum					
Items supplied with reversible rack, 5 aluminium trays, drain tube, tray holder, 8 GB USB drive, door opening tool, factory test						



Trade name:	Lisa VA131-17	Lisa VA131-22
Chamber size:	17 l	22 l
Power supply:	200-240 V AC; 50/60 Hz; 10 A	
Power consumption:	2.0-2.4 kW	
Overall dimension (w x h x d):	465 x 452 x 634 mm	
Weight (empty):	46 kg	47.5 kg
Main/used water tanks:	4.8/4.8 l	
Working range:	7 to 15 cycles	
Usable space in chamber (w x h x d) ⁽¹⁾ :	195 x 195 x 312 mm	195 x 195 x 400 mm
Connection types:	5 USB ports, 1 Ethernet port, integrated automatic water filling connection	

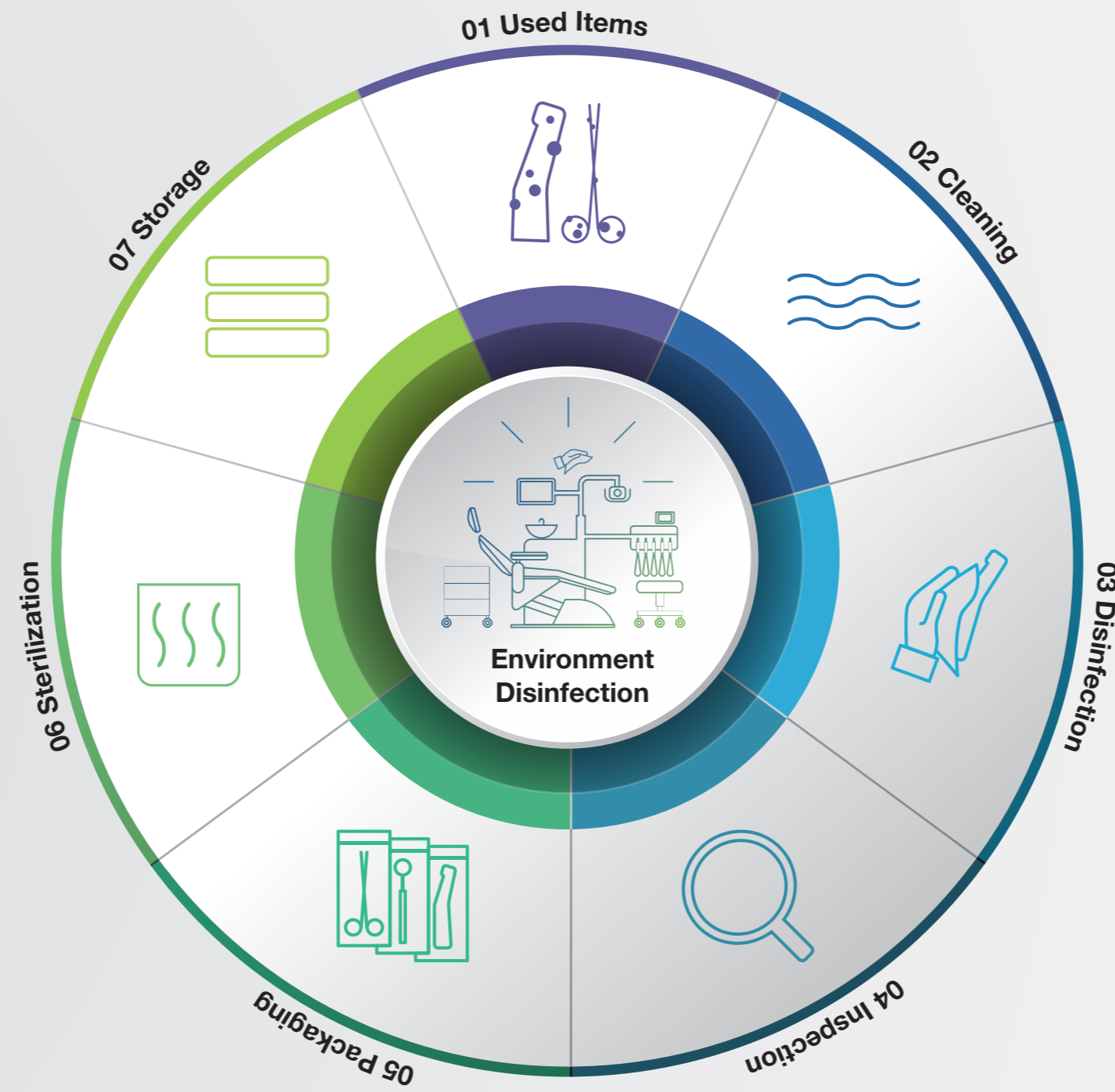
(1) Usable space is referred to standard rack configuration.

Lisa sterilizers were designed, certified and validated with the most stringent directives and standards:		
2017/745 Medical Device Regulation	IEC 61326-1 Electromagnetic compatibility	IEC 61770 Electric appliances connected to the water mains
2012/19/EU Waste Electrical and Electronic Equipment	IEC 61010-1 Safety requirements	EN 13060 Small steam sterilizers
2014/68/EU Pressure Equipment Directive	IEC 61010-2-040 Specific requirements for steam sterilizer	› The sterilizer can be validated according to EN ISO 17665-1

W&H AIMS
Safety first!

Hygiene is extremely important in the dental practice. W&H AIMS is here to help: with a wide product portfolio, fundamental knowledge and all relevant information at a glance.

For your safety and the safety of your patients. **aims.wh.com**



- 
Decontamination
- 
Cleaning
- 
Disinfection
- 
Inspection & Maintenance
- 
Packaging
- 
Sterilization
- 
Traceability & Storage

It is all about **your demands**

For years W&H has been known as pioneer in terms of sterilization. Our biggest aim is to develop innovative, reliable and fast sterilizers, that fit perfectly into the individual practice environment and workflow. With our range of sterilizers we are able to offer the perfect sterilizer for each demand.

Find out more about our sterilizer family:
now at your local dental dealer or at **wh.com**



Manufacturer:

W&H Sterilization Srl.
Via Bolgara, 2
24060 Brusaporto (BG), **Italy**
t +39 035-66 63 000
f +39 035-50 96 988
office.sterilization@wh.com
wh.com