

BacTerminator® Dental Compact

BacTerminator® Dental Compact is a high performance disinfection system for protecting the water lines in the dental unit from pathogenic microorganisms.

Besides from protecting the unit against biofilm growth, the BacTerminator® Dental Compact also removes microorganisms, particles, scaling and organic matter in the incoming water.

The BacTerminator® Dental Compact works without any handling of chemicals.

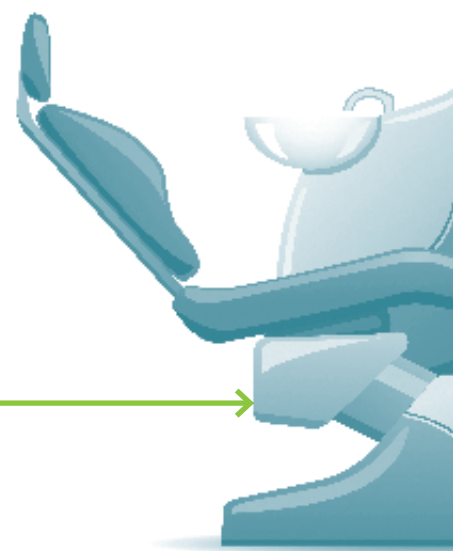
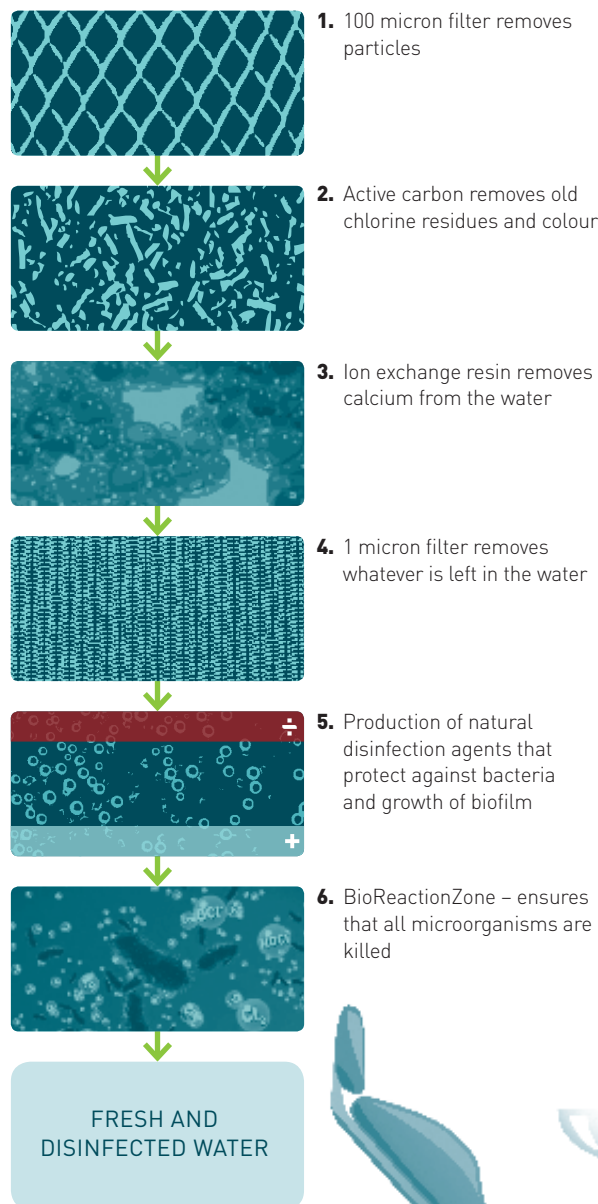


Fig. 1: BacTerminator® Dental Compact

According to European Medical Device Directive disinfection equipment and disinfectants for protecting Dental Unit Water Lines have to be a Medical Device Class IIA.

BacTerminator® Dental Compact is a medical device class IIA according to directive 93/45/EEC and is produced according to EN ISO 13485. Produced according to Dental Units – Water and air supply – EN ISO 7494. EN 1717 – non return valve type EA.

The process in the BacTerminator® Dental Compact from bad to good water ...



SPECIFICATIONS:

BacTerminator® Dental Compact

1-2 dental units. For increased capacity add a BacTerminator® Dental Booster module.

See separate data sheet.

Flow out: Capacity:

1.5-2.0 L/minute

Flow:

1.5-2.0 L/minute

Pressure:

3 bar (adjustable)

Connection:

8 mm

Capacity filter cartridge:

2200 L, 7°dH or every 6 months

Alarm for:

Filter change, service and leakage

Size:

H:380 mm, W:166 mm, L:280 mm

Requirements for feed water: All versions:

Fresh water of drinking water quality

Filtered to:

<1mm

Conductivity:

>70µS/cm

Chloride level:

>7mg/l

Temperature:

5-40°C

General:

Pressurized feed water (1-6 bar)

Ambient temperature:

10-35°C

Electrical specifications:

110V/230VAC PE max. 130VA

Standby use:

<10W

Order information:

BacTerminator® Dental Compact:

Part no. 140025

BacTerminator® Dental Compact

prepared for booster module:

Part no. 140026

Accessories:

BTD-Cover

Part no.160005

Connection



Fig. 2: BacTerminator® Dental Compact



Fig. 3: BacTerminator® Dental Compact (without bowl flush)

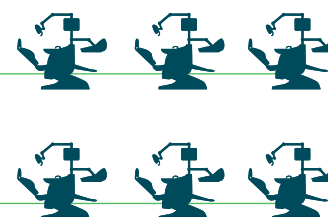


Fig. 4: Example of capacity of BacTerminator® Dental Compact connected with a BacTerminator® Dental Booster 2

Installation

Installation of BacTerminator® Dental Compact must be done by an Authorized Adept Water Technologies Dealer.

Local legislation regarding connecting the system to drinking water lines should always be checked.

Adept Water Technologies always recommend that instrument and mouth flush water is connected to the BacTerminator® Dental Compact as Legionella from mouth flush system is known to have infected patients.



Fig. 5: BacTerminator® Dental Compact with BTD-Cover