#whsterilization
video.wh.com

Now at
your dealer
or **wh.com**

Xceed Limits

Lara XL sterilizer



lara XL

Xceed Limits
with Lara XL

Lara XL will exceed your expectations. The device convinces with even more capacity, energy-saving and fast type B cycles. Its connectivity and advanced traceability options make the sterilizer ready for all individual needs now or in the future. Moreover, the easy navigation guarantees complete control of the workflow, saves time and offers full protection for you and your patients.





Ready for future
Unique connectivity and upgradeability



Advanced traceability
Set a new standard with EliTrace



Eco Dry + technology
Fast cycles and energy saving



High capacity
28 litre chamber



Easy to navigate
Colour touch display and intuitive menu structure

Xceeding performance
thanks to Eco Dry +

The advanced patented Eco Dry + technology adjusts the drying time to the mass of the load. This reduces the cycle time, increases the life span of your instruments and optimises the energy consumption.

Reprocessing in less than 30 minutes!



Wipe disinfection in 1 minute
Disinfect your instruments by wiping them down before cleaning and maintenance.

10 seconds maintenance
The Assistina Twin reduces the maintenance process to a record time of 10 seconds.

10"

Sterilization in 28 minutes
Thanks to Eco Dry + technology, Lara XL can sterilize instruments in just 28 minutes. After the sterilization cycle, the instruments can be used immediately or stored.

eco dry +

Time saving
Type B cycles process and perfectly dry 2 KG OF LOAD IN JUST 40 MINUTES.

Extends service life
Automatic adjustment of the drying time depending on the load reduces the heat exposure time. This extends the service life of your instruments.

Energy saving
Optimising the drying time means less energy consumption. This makes Lara XL the „green solution“.



Xceeding capacity
thanks to 28 litre chamber

With its 28 litre chamber, Lara XL is able to reprocess up to 7 kg of wrapped instruments or 9 kg containers. Thanks to its 6-tray rack, it is extremely flexible.



Higher efficiency due to larger capacity …
Lara XL comes with 6 large trays along with a unique rack providing larger loading surface and more loading options.

… and less cycle time
Lara XL offers versatile program options for all type of loads in order to save time during daily activities.



Xceeding connectivity
thanks to advanced technology

The technical expertise makes the difference. The Lara XL sterilizer is based on a sophisticated technical concept that offers future-oriented possibilities and significantly simplifies your workflow.





Enhanced traceability

- The documentation is automatically saved via a high-capacity USB stick.
- The barcode label printer provides additional support on traceability thanks to the opportunity for linking cycle, sterilization package and patient.
- The cycle report printer ensures adequate paper documentation of the cycle.
- Wi-Fi and LAN connections offer the possibility to download cycle reports directly to any PC or smart device.



Advanced connectivity

- The ioDent® system offers intelligent dental solutions and enables an advanced service support.
- The W&H Steri App allows controlling and remote monitoring of the sterilizer. Moreover, cycle history back-up automatically saved on smartphone ensures extra-safety.

Xceeding upgradeability
thanks to Activation Codes

Needs and requirements can change. Prepare yourself now: With the Activation Code system, additional functions can be activated to reflect your changing practice needs and meet future requirements.





Six steps to your customised sterilizer:

Step 1
Purchase the Activation Code of your choice from your local approved dental supplier.

Step 2
After receiving the related login code, go to **activation.wh.com**

Step 3
Specify this code along with the serial number and model of your sterilizer.

Step 4
Your individual, secure Activation Code is generated.

Step 5
Enter this code in the menu of your sterilizer.

Step 6
The feature is available.

Fast Cycle

The quick cycle for in-between: The Fast Cycle allows the sterilization of unwrapped instruments including handpieces in just 20 minutes.

EliTrace

With the EliTrace feature, the sterilization process can be traced and documented down to the individual instrument or kit. Without any additional software or computer.



Xceeding traceability **thanks to EliTrace**

A high standard of hygiene is the hallmark of every dental practice. With the new Lara XL this standard has now been further optimised. EliTrace is the advanced documentation system that offers for the first time full traceability down to the single instrument or kit without any extra software or computers. The result: a high level of safety for practices and patients.



Full traceability without extra software or computers: with **Lara XL EliTrace**.

Step 1
Collecting data

The first step towards full traceability is creating a database of all instruments and kits. This can be done directly by touching the screen – but also via PC or W&H Steri App.

Different types of instruments and kits are pre-set. But there is also the possibility to create individual ones.

Step 2
Load identification

There are three ways for load identification.

The first way: You pre-print a certain number of related barcode labels and place them in an organizer. When it comes to sterilizing, simply attach the related barcode label to the pouch and scan it. Now the EliTrace system knows which instruments or kits are in the pouch.

The second way: You print one label per instrument or kit, keeping them to have them ready at any time. During loading, you scan and then print the final label to be added to the pouch.

The third way: Directs you to the display, where you select the related product or kit. Then all you have to do is press the print button on the display to get the related barcode label printed.

Step 3
Retrieval

After storing the sterilized instruments in their pouches, a simple scan of the barcode labels when at the dentist´s chair shows you and your patient when the instruments or kits have been successfully sterilized.



More about EliTrace

lara XL

Appropriate **accessories**



Barcode scanner
This enables you to scan labels into patient files.

EliReel
W&H‘s sterilization reels ensure excellent drying quality, resistance and an easy-to-read steam indicator. These features simplify both the sealing and sterilization processes and also improve safety in the clinic.

Barcode label printer
The label printer can be connected to the sterilizer to print barcodes. In combination with the integrated data logger, it improves your traceability system. The label printer is a quick and easy tool to link the sterilization cycle with patient files.

Seal² and SealVal²
The W&H sealer creates a 12 mm wide seal in just two seconds without the risk of burning the sterilization package. The absolute hermetic and strong protection of the sterile goods from environmental influences guarantees continuing sterility.

Xceeding usability
thanks to easy operation

The Lara XL colour touch display offers access to an intelligent menu structure with a wide range of options to make your daily work easier, faster, and more efficient.



Intuitive navigation
The intelligent menu structure of the new Lara XL sterilizer ensures extraordinarily high operating comfort: You can navigate to the different functions quickly and intuitively using the large colour touch display.





Easy filling
An integrated high-capacity funnel prevents water splashes during the filling process.

Appropriate **accessories**

Multidem and Osmo
The water treatment devices supply demineralized water for steam generation and can be used for many conventional sterilizers and processing units. As a result, they ensure consistent and optimal performance and extend the service life of your sterilizer and instruments.

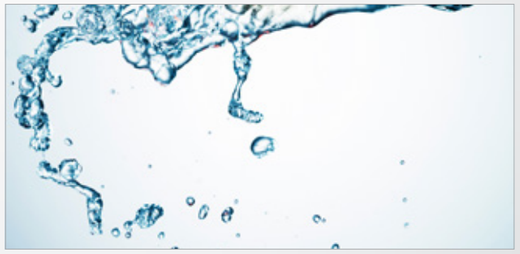

Automatic water filling
An automatic water filling valve allows you to connect a demineralization system. Manual filling and draining are no longer necessary.

W&H AIMS
Safety first!

aims Advanced **Infection Prevention** Management Solutions

Hygiene is extremely important in the dental practice. W&H AIMS is here to help: with a wide product portfolio, fundamental knowledge and all relevant information at a glance.

For your safety and the safety of your patients. **aims.wh.com**

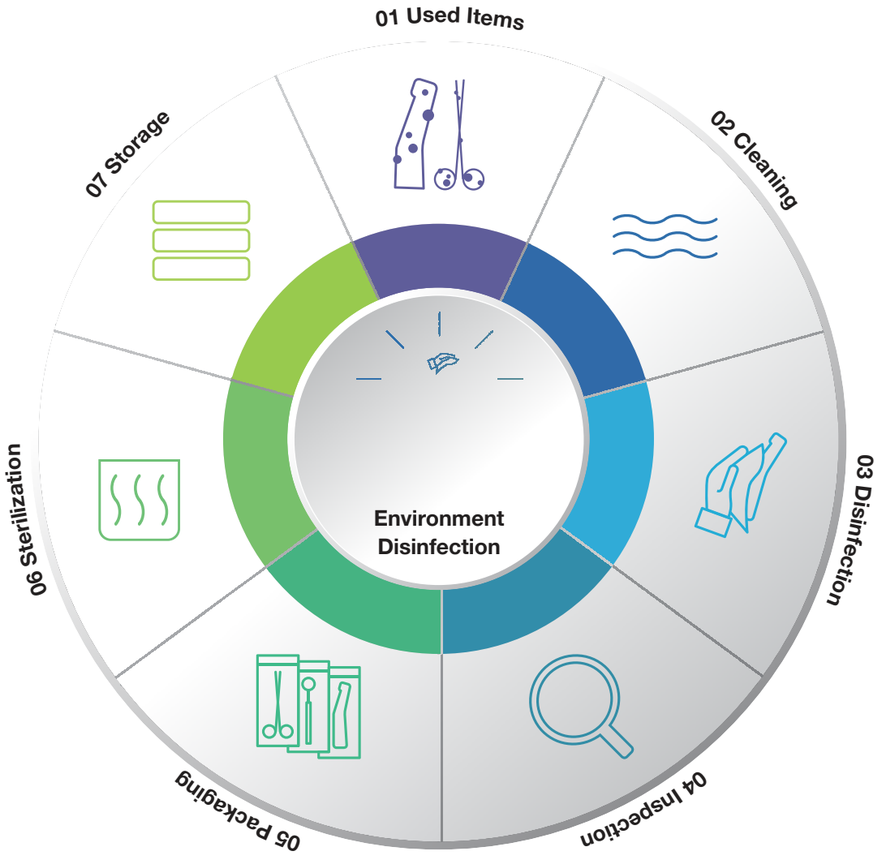



Decontamination · **Cleaning** · **Disinfection** · **Inspection & Maintenance** · **Packaging** · **Sterilization** · **Traceability & Storage**

Technical Data

lara XL

Sterilization cycle:	B Universal 134		B Prion 134		B Universal 121	S Fast 134 (optional)
Temperature:	134°C		134°C		121°C	134°C
Holding time (minutes):	4'		18' 30"		20' 30"	3' 30"
eco dry+ **Total cycle duration (minutes) including complete drying:**	Automatic from	**Typical load**	Automatic from	**Typical load**	Automatic from	Automatic from
	28'–63'	**41'**	42' 30"–77' 30"	**55' 30"**	42'–82'	21'–25'
Load type:	**All unwrapped, bagged, single/double wrapped items:** › Solid › Hollow A (narrow lumen) › Hollow B (simple hollow item) › Porous					**Unwrapped items:** › Solid › Hollow B (simple hollow item) › Dental load
Max. load:	Instruments: 7 kg/porous: 2.3 kg/containers: 9 kg					Instruments: 2 kg
Test cycles:	Helix/Bowie and Dick/Vacuum					
Item supplied with rack, 6 aluminium trays, drain hose, tray holder, 8 GB USB stick, door opening tool, factory test						

CE 0051 CE 0477

Trade name: Type:	Lara XL RIS-311
Chamber size:	28 l
Power supply:	200–240 V AC; 50/60 Hz; 10 A single phase
Power consumption:	2.0–2.4 kW
Overall dimension (w × h × d):	492 mm × 455 mm × 614 mm
Weight (empty):	54 kg
Main/used water tanks:	4.8 l/5.1 l
Working range:	5 to 10 cycles
Usable space in chamber (w × h × d): [1]	230 × 230 × 420 mm
Connection types:	5 USB ports, 1 Ethernet port, automatic water filling kit

[1] Usable space is referred to standard rack configuration.

Lara XL sterilizers were designed, certified and validated with the most stringent directives and standards:		
2017/745 Medical Device Regulation	IEC 61326-1 Electromagnetic compatibility	IEC 61770 Electric appliances connected to the water mains
2012/19/EU Waste Electrical and Electronic Equipment	IEC 61010-1 Safety requirements	EN 13060 Small steam sterilizers
2014/68/EU Pressure Equipment Directive	IEC 61010-2-040 Specific requirements for steam sterilizer	› The sterilizer can be validated according to EN ISO 17665-1

Manufacturer:

W&H Sterilization Srl.
Via Bolgara, 2
24060 Brusaporto (BG), **Italy**
t +39 035-66 63 000
f +39 035-50 96 988
office.sterilization@wh.com
wh.com

Pictures are for illustrative purposes only. Additional equipment and accessories shown are not included as standard.

20564 AEN Rev. 002 / 29.02.2024
Subject to alterations